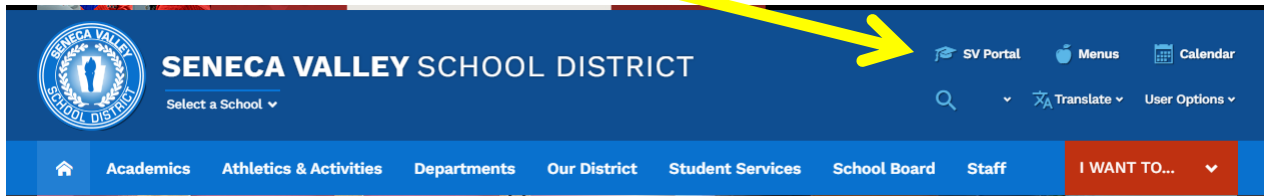





PARENT PORTAL

Sport Registration Process

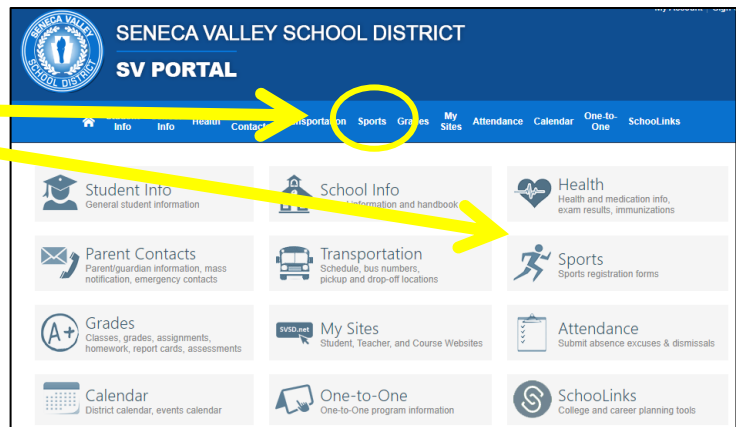
1. Log onto District website: www.svsd.net
2. Click SV Portal Logo – upper right.



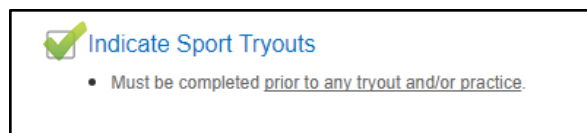
3. Enter Parent Portal using Code as provided by District.
If missing code, please call District office at 724/452-6040, x1642 (Speak with Front Desk Receptionist) and she will walk you through how to obtain your code.



4. Click Sports tab on right side for registration process.



5. Go through all steps – completed process will have a **large GREEN** check mark.



6. **ALL CLEARED STATUS** – Once all paperwork is received and your child is cleared for their sport, you will see the following check marks in the parent portal.

All Sports Clearance



Electronic Signatures Required for All Sports

- Required once per school year.
- Must be completed prior to any tryout and/or practice.

Green check required for clearance.

Fall Sports Clearance



Forms Required for Fall Sports (needs to be printed)

Green check indicates athlete is **CLEARED** for **FALL** Sports



Forms Required for Fall Sports (needs to be printed)

NO Green check indicates athlete is **NOT CLEARED**

Winter Sports Clearance



Forms Required for Winter Sports (needs to be printed)

Green check indicates athlete is **CLEARED** for **WINTER** Sports



Forms Required for Winter Sports (needs to be printed)

NO Green check indicates athlete is **NOT CLEARED**

Spring Sports Clearance



Forms Required for Spring Sports (needs to be printed)

Green check indicates athlete is **CLEARED** for **SPRING** Sports



Forms Required for Spring Sports (needs to be printed)

NO Green check indicates athlete is **NOT CLEARED**